

REASONS TO USE YOUR CADDY

Q: WHY SEPARATE OUT MY FOOD WASTE?

A: Putting food waste in your kitchen bin with everything else means that it covers everything in smelly food waste, and you have to empty your bin more often. Leaving food waste in your household rubbish bin for 2 weeks between collections means the bin always smells and that's never nice, especially in the summer. The food waste service gives you free hygienic liners for your caddy, and the weekly collection means you can get rid of it all quickly and easily.

Q: WHAT HAPPENS TO THE FOOD IN MY CADDY?

A: Your food waste is sent to an Anaerobic Digester (AD) Plant in Staffordshire where it is broken down to produce bio gas, a renewable source of energy.

The bio gas is used to generate heat and electricity which is exported to the National Grid.

Another by-product from recycling food waste is bio-fertiliser, which is rich in nutrients such as nitrogen and potassium required for healthy plant growth and fertile soil. This is used to grow more food!

Q: HOW DOES RECYCLING FOOD WASTE HELP THE ENVIRONMENT?

A: It helps in lots of ways! It means that the resources which grew the food can be turned into useful energy. Did you know that recycling 8 banana skins using your food waste caddy produces enough electricity to boil your kettle? The compost it produces replaces fossil-fuel based fertilisers when more food is grown.

Give your caddy a try, and turn your food waste into something useful today.

#SlimYourBin


#FeedYourCaddy



@NewcastleunderLymeRecycles www.newcastle-staffs.gov.uk/recycling

FOOD RECYCLING

It really does make a difference



NEWCASTLE·UNDER·LYME
BOROUGH COUNCIL




MAKING YOUR FOOD WASTE SERVICE EASY TO USE

We keep your food waste service easy to use by providing free caddy liners. Whenever you get near the end of your roll of liners, tie one to your green caddy handle and we'll leave you a new roll. You can always use a carrier bag if you run out, or tie one of those on the handle instead.

Remember that you can recycle food in your caddy that you can't compost at home.



leftovers



eggs and dairy




bread



fish, meat and bones



tea bags & coffee



fruit and vegetables

Remember to recycle your mouldy and out of date food, including ready meals removed from their packaging

PLEASE DO NOT PUT ANY OF THESE MATERIALS IN YOUR CADDY

- ✗ Packaging of any kind
- ✗ Liquids such as milk
- ✗ Oil or liquid fat
- ✗ Any material that is not food waste

USING YOUR FOOD RECYCLING COLLECTION

1. Line your indoor caddy with one of the **free liners** supplied and put your food waste in it.

TOP TIP

Remember not to let your caddy get too full before emptying it



TOP TIP

If you would rather use your own indoor container that's fine - do whatever works for you

2. Whenever you need to empty your caddy, tie the top of the liner and put it in your green outdoor caddy.

3. Remember that the handle on your green food waste caddy locks when pulled down against the front of the caddy. **Please put your green caddy out by 6am each week on your usual collection day. Put it out in front of your bins so it's easy to see.**



If you don't have a silver kitchen caddy, or a green one to put everything out in on collection day, you can order one through our website www.newcastle-staffs.gov.uk/all-services/recycling-and-waste/service-overview